

# Crafts 'n Snacks

A Monthly Series from Keepsake Curriculum

## November

Craft: Thanksgiving Praying Hands

Snack: Thanksgiving Party Mix

Story Ideas:

"The Best Thanksgiving Ever!" by Teddy Slater

"Run, Turkey, Run!" by Diane Mayr

"Being Thankful" by Mercer Mayer

"The Berenstain Bears Give Thanks" by Jan and Mike  
Berenstain

# Thanksgiving Praying Hands

This cute little project can serve as a fun placemat decoration for Thanksgiving, while doubling as a keepsake of your child's handprints. So special!

## Materials:

Cardstock/sheets of foam (any color)

Thanksgiving phrase "stickers"

Glue stick

Pencil

Scissors



## Instructions:

1. Fold a piece of cardstock in half (unless using foam) and trace the hand (**all fingers close together**, not spread apart); cut out so that you now have two hands (**remember to level off the wrist with a straight line**).

2. Use the glue stick to glue the fingertips of the two hands together.

3. Print out the included labels onto regular paper or cardstock (or decorate each side of the praying hands in whatever way desired).







4. Cut out the matching phrase you want to use on your hands.
5. Glue one "sticker" onto each side of the hands.
6. Pull apart/fold down the base and set on the table.




\*\*\*This craft was inspired by [kidfriendlythingstodo.com](http://kidfriendlythingstodo.com)

Print. Cut and glue matching  
“stickers” onto both sides of  
hands for the Praying Hands craft



# Thanksgiving Party Mix



## Ingredients:

4 cups rice Chex cereal  
1 cup pretzels  
1 cup nuts (or a variety)  
1 cup dried cranberries  
1 Tbsp cinnamon sugar  
1 Tbsp salt  
1/4 cup M&Ms  
10 oz almond bark melting chocolate - white and chocolate

## Directions:

1. In a large bowl, combine pretzels, 1/2 cup nuts, and 1/2 cup cranberries
2. In another bowl, follow the directions on package for melting 2 blocks of white chocolate in the microwave.
3. Pour and gently stir into large bowl of ingredients; a light covering is desired.
4. Spread onto a baking sheet lined with parchment paper.
5. Melt chocolate flavored melting chocolate, starting with 2 blocks.
6. Use a fork to drizzle chocolate over party mix.
7. Layer more nuts/cranberries and drizzle more chocolate.
8. Sprinkle salt and cinnamon sugar over entire mix while chocolate is still wet.
9. Allow to cool and harden, 15-30 minutes.
10. Break apart, place in clean bowl, and serve!


\* This recipe was found at [100directions.com](http://100directions.com)



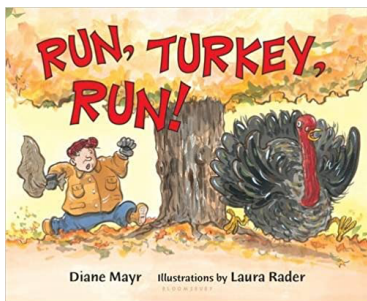
# Thanksgiving Read-Alouds for Kids

~~\*\*\*~~ Note to Parents: These books are merely suggestions. Keepsake Curriculum does not endorse or review them.


Research as necessary before reading with your children~~\*\*\*~~



"The Best Thanksgiving Ever!" by Teddy Slater - A sweet story about the importance of family, being thankful, and love--as told by a family of turkeys, with a hilarious surprise at the end! (Amazon description)




"Run, Turkey, Run!" by Diane Mayr - The perfect picture book for the holiday, this hilarious twist on the traditional Thanksgiving feast features Turkey as he hops from hiding place to hiding place to avoid ending up as the main course. With Thanksgiving only one day away, can Turkey find a place to hide from the farmer who's looking for a plump bird for his family feast? Maybe he can hide with the pigs . . . or the ducks . . . or the horses . . . Uh-oh! Here comes the farmer! Run, Turkey, run! (Amazon description)



"Being Thankful" by Mercer Mayer - Tommy Nelson is thrilled to bring this beloved brand to the Christian market with the Inspired Kids line of faith-based books featuring Little Critter. In "Being Thankful," Little Critter isn't getting anything he wants. Gator gets cool brand-new sneakers, while Little Critter is stuck with his boring blue ones. Tiger's dad has a boat—but not Little Critter's dad. And even at the ice cream shop, Little Critter can't enjoy his chocolate ice cream cone because he would rather have a huge ice cream sundae instead. But on a trip to the farm, Grandma shows Little Critter why thankfulness is so important and helps make any situation seem so much happier.

Based on Psalm 107:1, this book will show children what gratitude is and why we should be thankful for all of the blessings God has given us.



"The Berenstain Bears Give Thanks" by Jan and Mike Berenstain - The Berenstain cubs act out the first Thanksgiving complete with costumes, props, and a full Thanksgiving feast. But will Sister Bear's pet turkey play the part of dinner? The Berenstain Bears Give Thanks teaches how God provided for the pilgrims and reminds children of God's many blessings. (Amazon description)