

Crafts 'n Snacks

A Monthly Series from Keepsake Curriculum

May

Craft: "S'More" Mother's Day Card

Snack: S'Mores in the Air Fryer or Microwave

Story Ideas:

"Are You My Mother?" by P.D. Eastman

"The Night Before Mother's Day" by Natasha Wing

"Just Me and My Mom" by Mercer Mayer

"Love You Forever" by Robert Munsch

“S’More” Mother’s Day Card

This craft uses a brown paper bag as a clever way to tell your mom (or grandma!) how much you love her!

Materials:

S’more Card pieces

Brown paper bag (one for each card being made)

8-9 cotton balls per card

4.5”x4.5” brown square (one per card)

Brown marker

Glue bottle

Glue stick

Pencil



Instructions:

1. Print the card pieces onto regular copy paper or cardstock paper.
2. Fold the paper bag in half.
3. Use a brown marker to draw a horizontal line across the front, surrounded by dots, to look like a graham cracker.
4. Cut and glue the “What’s best about a mother/grandmother’s love?” box to the front of the card.





5. Cut a 4.5x4.5 in square out of brown construction paper and glue to the inside bottom of the "s'more".

6. Put a squeeze of glue onto a cotton ball and place in the center of the brown square.

7. Draw a line of glue in a circle around the center cotton ball.

8. Place remaining 7-8 cotton balls into glue to create a "marshmallow".



9. Cut and glue the "You

always want

"S'more"! box to the inside top of the s'more card.

10. Sign your name and give to that special lady in your life!



What's
best about
a mother's
Love???

What's best
about a
grandma's
Love???

You always want
"S'MORE"!

Happy Mother's
Day!
Love,

S'mores at Home - Air Fryer or Microwave

Ingredients:

Graham crackers

Chocolate bars

Marshmallows

Directions:

Air Fryer: 1. On a small piece of parchment paper (optional), add one or two graham cracker halves (or as many as will fit) into the air fryer basket.

2. Add marshmallow to each cracker and air fry at 390 degrees for 3-4 minutes.

3. Once toasted, turn off, add chocolate on top and place basket back in the (off) air fryer for 10+ seconds to slightly melt chocolate.

4. Top with final graham cracker and enjoy!

Microwave: 1. On a microwave safe plate, place as many graham cracker halves as you want to make.

2. Layer chocolate and marshmallow on top of each graham cracker.


3. Microwave 10-15 seconds. Marshmallow will puff up, but not get toasted or brown like other methods.

4. Top with other graham cracker half and enjoy!


*These instructions were found at abeautifulmess.com

Mother's Day Read-Alouds for Kids


Note to Parents: These books are merely suggestions. Keepsake Curriculum does not endorse or review them. Research as necessary before reading with your children




“Are You My Mother?” by P.D. Eastman - When a mother bird's egg starts to jump, she hurries off to make sure she has something for her little one to eat. But as soon as she's gone, out pops the baby bird. He immediately sets off to find his mother, but not knowing what she looks like makes it a challenge. The little hatchling is determined to find his mother, even after meeting a kitten, a hen, a dog, and a Snort. A timeless message of the bond between mother and child in this abridged, super-simple edition of P. D. Eastman's Are You My Mother?



“The Night Before Mother's Day” by Natasha Wing - It's the night before Mother's Day, and Dad and the kids are determined to show Mom just how much they love her. They whip up a cake from scratch, and offer a special coupon for a day at the spa, right in their own kitchen! Kids and moms will love reading this sweet story aloud together for a fun way to celebrate Mother's Day.



“Just Me and My Mom” by Mercer Mayer - Mercer Mayer's Little Critter is spending a special day with his mom in this classic, funny, and heartwarming story. Whether the duo is at the museum, the aquarium, or the toy store, both parents and children alike will relate to Little Critter's beloved story.



“Love You Forever” by Robert Munsch - A young woman holds her newborn son and looks at him lovingly. Softly she sings to him:

"I'll love you forever
I'll like you for always
As long as I'm living My baby you'll be."

A timeless classic!