

Crafts 'n Snacks

A Monthly Series from Keepsake Curriculum

December

Craft: DIY Christmas Window Clings

Snack: Christmas Chex Mix

Story Ideas:

"The Berenstain Bears and the Joy of Giving" by Jan and Mike Berenstain

"The Year of the Perfect Christmas Tree" by Gloria Houston

"The Biggest Christmas Tree Ever" by Steven Kroll

"The Christmas Miracle of Jonathan Toomey" by Susan Wojciechowski

DIY Window Clings


This DIY is a fun and creative way to decorate for the holidays and spend some fun time with your kiddos!

Materials:

White school glue
Food coloring
Dish soap
Paint brushes
Small cups
Christmas shape templates
Page protectors

Instructions:

1. Print the templates and place them inside page protector/s. Or, create your own designs right on top of a page protector.
2. Take out one small cup for each color you will be mixing. Add in glue, food coloring, and dish soap. Mix with the top of a paint brush. (Suggested recipe is 3 Tbsp white school glue; 8 drops food coloring; 3-4 drops dish soap, and repeat for each color).



3. Using the templates as a guide, paint the glue onto the shapes as desired. Or, create your own designs.





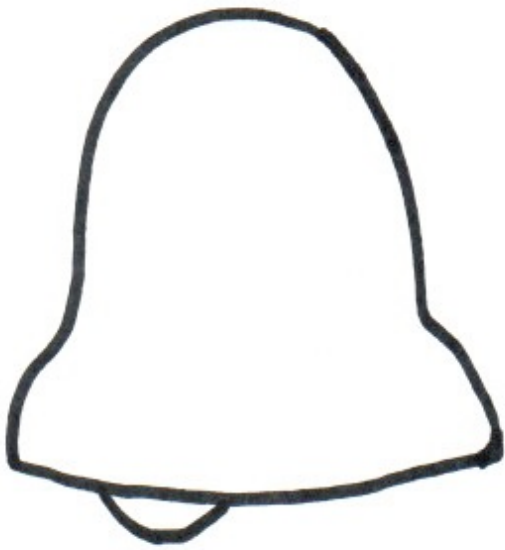
4. Allow to dry, several hours up to several days.



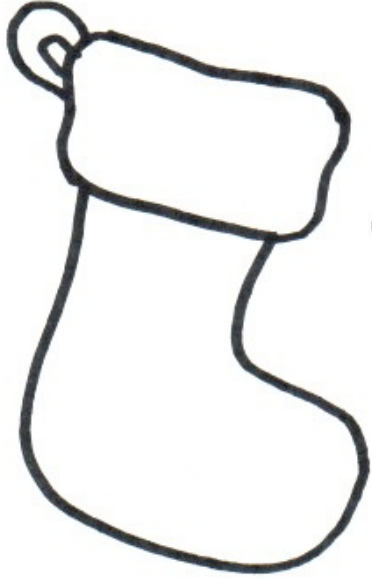
5. Once completely dry, gently peel off of page protector and cling to window/s as desired!

Merry Christmas!




***This craft was inspired by @thebastfamily






Christmas Chex Mix



Ingredients

- 3 cups corn chex cereal
- 3 cups chocolate chex cereal
- 3 cups Cheerios cereal
- 8 oz mini pretzel twists
- 1 cup dry roasted lightly salted peanuts
- 24 oz package vanilla almond bark
- 2 cups red and green milk chocolate candies
- 1/3 cup crushed candy canes




Directions:

1. In a large bowl, toss together the corn chex, chocolate chex, Cheerios, pretzels, and peanuts.
2. In a microwave safe bowl, heat almond bark as directed, stirring after each increment until completely melted and smooth.
3. Pour melted almond bark over cereal mixture and stir to coat. Allow to cool slightly and stir in the milk chocolate candies.
4. Spread the mixture on a large piece of wax paper or a baking sheet lined with parchment paper and sprinkle with crushed candy canes.
5. Allow to harden; break into pieces and serve!


* This recipe was found at therockstarmommy.com

Christmas Read-Alouds for Kids


***Note to Parents: These books are merely suggestions. Keepsake Curriculum does not endorse or review them.
Research as necessary before reading with your children***




“The Berenstain Bears and the Joy of Giving” by Jan and Mike Berenstain - Join Brother and Sister Bear at the Christmas Eve pageant as they witness the very first Christmas, and make an important discovery about giving and receiving, a valuable lesson at Christmas and year around. Young readers will learn the true meaning of Christmas in this addition to The Berenstain Bears Living Lights™ series. (Amazon description)



“The Year of the Perfect Christmas Tree” by Gloria Houston - This unforgettable tale, illustrated by Caldecott Medalist Barbara Cooney, has become a seasonal classic-a touching and joyful story about courage and the power of family. (Amazon description)



“The Biggest Christmas Tree Ever” by Steven Kroll - It's the day after Thanksgiving, and Clayton and Desmond feel the chill in the air. The cool weather makes them think of Christmas . . . and Christmas makes them think of Christmas trees! Who'll find the biggest one? In the newest installment of this beloved, bestselling series, Clayton the town mouse and Desmond the country mouse team up to bring the spirit of Christmas to Mouseville-in a BIG way. (Amazon description)



“The Christmas Miracle of Jonathan Toomey” by Susan Wojciechowski - Jonathan Toomey is the best woodcarver in the valley, but he is always alone and never smiles. No one knows about the mementos of his lost wife and child that he keeps in an unopened drawer. But one early winter's day, a widow and her young son approach him with a gentle request that leads to a joyful miracle. The moving, lyrical tale, gloriously illustrated by P.J. Lynch, has been widely hailed as a true Christmas classic.