





Cupcake Count

NUMBERS 1-10



Cupcake Count

NUMBERS 1-10

Copyright © 2021 Keepsake Curriculum

All Rights Reserved

No part of this document may be reproduced, stored, or transmitted by any means - electronic, mechanical, photocopy, recording, or otherwise - without prior consent of the publisher, except as provided by U.S. copyright law.

YOU MAY:

- Use the files for personal use ONLY.
- Download the files to your personal computer.
- Print as many copies as you would like to use.

YOU MAY NOT:

- Edit any of the printable.
- Share the files with anyone else.
- Store them on any website or forum.
- Claim them as your own.
- Print and sell/distribute to others.



Cupcake Count

NUMBERS 1-10

Print, laminate, and cut the cupcake tops and bottoms.

Option 1: Count the sprinkles, and match to the corresponding cupcake bottom.

Option 2: Lay out the sprinkle tops with the blank bottoms. Count the sprinkles and write the number on the bottom with a dry erase marker.

Option 3: Lay out the blank sprinkle tops with the numbered bottoms. Identify the number on the bottom and draw the corresponding number of sprinkles on the top with a dry erase marker.



A Look Inside:

